



JTA486			
Available Sizes		Material	
42, 43, 44, 45, 46, 47, 48, 49, 50, 51, 52		7075-T6 Aluminium Alloy	
Can Replace	Can be replaced by	Alternative Type	
-	-	JTR1486 (Steel)	

Applications

38 Teeth

Kawasaki Road

KR250 A1-A2 84-85

ZR550 B2-B8 Zephyr 91-00

39 Teeth

Kawasaki Road

GPZ400 R (ZX400D) ●

40 Teeth

Kawasaki Road

EL 250 (EL252 F2) 97-03

GPX400 R (ZX400F) ●

41 Teeth

Kawasaki Road


ZR400 C1,C2,C3,C4 Zephyr ●

EX500 D1-D12 Ninja  94-05

EX500 D6F,D7F,D8F,D9F Ninja 500R 06-09

EX500 D6F/D7F/D8F/D9F Ninja 500R  06-09

GPZ500 S (EX500D1-D12) 94-05

ZR550 B1-B4 Zephyr  90-94

42 Teeth

Honda ATV

TRX200 Fourtrax / D Fourtrax Type II 90-97




















TRX200 D Fourtrax Type II  91-97

TRX200 Fourtrax  90-91

Kawasaki Road

EX250 E1-E2 Ninja  86-87

GPZ250 R (EX250E1-E2) 86-87

EX300 ADF,ADFA Ninja 300		13
EX300 ADF,ADFA Ninja 300		13
EX300 BDF,BDFA Ninja 300		13
EX300 BDF,BDFA Ninja 300		13
GPZ400 S (EX400A3,A4)		
ER-5 Twister (35ps) & (50ps)		99
ER500 A1,A2,A3,A4,C1,C2,C3,C4 (ER-5)		97-06
EX500 A1-A7		87-93
GPZ500 S (EX500A1-A6)		87-93
Suzuki Road		
GSX-R1000 K9,L0,L1,L2,L3 <<< 520 Chain Conversion		09-13
GSX-R1000 K9/L0/L1/L2/L3 <<<<< 520 Chain Conversion		09-13
43 Teeth		
Kawasaki Road		
EX250R Ninja 250 R Special Edition		12
EX250R K8F,K9F,KAF,KBF,KCF Ninja 250 R		08-12
Suzuki Road		
GSX-R600 L1,L2,L3 <<< 520 Chain Conversion		11-13
GSX-R600 L1/L2/L3 <<<<<< 520 Chain Conversion		11-13
GSX-R750 L1/L2/L3 <<<<<< 520 Chain Conversion		11-13
Yamaha Road		
YZF R7 <<<<< 520 Chain Conversion		99-01
YZF-R7 <<<<< 520 Chain Conversion		99-01
YZF R1 <<<<< 520 Chain Conversion		98-03
YZF-R1 <<<<< 520 Chain Conversion		98-03
44 Teeth		
Kawasaki Road		
EL250 B2-B3 / E1-E4 Eliminator		88-93
EL250 Chopper		88-90
EL250 E250HS		91
EL250 Eliminator Chopper		91-96
Yamaha Road		
FZ-1 <<<<< 520 Chain Conversion		01-05
45 Teeth		
Kawasaki Road		
EX250 F2-F19/F6/,F7F Ninja 250 R		88-07
EX250 J8F/J9F/JAF/JBF/JBFA/JCF/JCFA Ninja 250 R		08-12
GPX250 R (EX250F,G,R-2)		
GPX250 R (EX250F2-F4,F6-F19)		88-05
Suzuki Road		
GSX-R750 L1,L2,L3 <<< 520 Chain Conversion		11-13
Yamaha Road		
YZF-R6 <<<<< 520 Chain Conversion		06-13
YZF-R6 <<<<< 520 Chain Conversion		06-13
YZF-R6 50th Anniversary Edition <<< 520 Chain Conversion		12
FZ-1 <<<<< 520 Chain Conversion		06-08
FZ-1 YG/YL/YCL <<<<< 520 Chain Conversion		09

FZ-1 ZB/ZCB/ZCR/ZR/AS/ACS/BW/BCW <<<<< 520  10-12

Chain Conversion

YZF R1 <<<<< 520 Chain Conversion 04-05

YZF R1 <<<<< 520 Chain Conversion 06-08

YZF R1 SP <<<<< 520 Chain Conversion 06

YZF-R1 <<<<< 520 Chain Conversion  04-05

YZF-R1 <<<<< 520 Chain Conversion  06-08

YZF-R1 SP <<<<< 520 Chain Conversion  06

46 Teeth

Yamaha Road

FZ-6 <<<<< 520 Chain Conversion  04-08

FZ6 <<<<< 520 Chain Conversion 04-09

FZ6 Fazer <<<<< 520 Chain Conversion 04-08

FZ6 Fazer S2 ABS <<<<< 520 Chain Conversion 07-09

FZ6 S2 <<<<< 520 Chain Conversion 07-09

47 Teeth

Kawasaki Road

EX250 H1/H2 (ZZR250)  90-91

ZZR250 (EX250) 90-03

Yamaha Road

YZF R1 <<<<< 520 Chain Conversion 09-13

YZF R1 World GP 50th Anniv. Ed. << 520 Chain

Conversion

YZF-R1 <<<<< 520 Chain Conversion  09-13

YZF-R1 LE <<<<< 520 Chain Conversion  10

YZF-R1 World GP 50th Anniversary Ed. <<<<< 520

Chain Conversion  12

48 Teeth

Yamaha Road

YZF-R6 <<<<< 520 Chain Conversion 03-05

YZF-R6 <<<<< 520 Chain Conversion  03-05

YZF-R6 S <<<<< 520 Chain Conversion 06-10

YZF-R6 S <<<<< 520 Chain Conversion  06-09