



JTF512			
Available Sizes		Material	
14, 15, 16, 17		-	Chain 520 JTF 512
Can Replace	Can be replaced by	Alternative Type	
-	-	-	

Applications

15 Teeth

Kawasaki Off Road

KL600 A1,A1L (KLR)		84
KL600 B1-B2 (KLR)		85-86

Kawasaki Road

BJ Estrella 250		98-00
BJ Estrella 250 A2,A3,C2		95-97
GPX400 R (ZX400F)		
GPZ400 R (ZX400D)		
ZR400 D1 Xanthus		
ZX-4 (ZX400G)		87-88
ZXR400 H2,L1-L9 (ZX-4)		88-02
ZXR400 L1/L2 (ZX-4)		91-92
ZXR400 R (ZX400H1)		89-90

Suzuki Road

RG400 EW <<<<< 520 Chain Conversion	HK31A		87
SV400			
GSX-R750 WN,WP,WR,WS <<<< 520 Conversion	GR7BD		92-95
RF900 R R/S/T/V <<<<< 520 Chain Conversion			94-97
RF900 R-R,S,S2,T,V,W,X <<< 520 Chain Conversion			94-00

Yamaha Road

YZF600R Thunder Cat <<<< 520 Chain Conversion			96-03
YZF600R-T,V,W <<<< 520 Chain Conversion			05-07


16 Teeth




Kawasaki Off Road

KLE500 A1/A2		91-92
--------------	--	-------

Kawasaki Road

GPZ400	27PS	84-97
GPZ400	49PS	84-87

GPZ400 S (EX400A3,A4)		
KLE400 A1-A4		91-94
KLE400 A6		99
ZR400 C1,C2,C3,C4 Zephyr		
ZX400 C2 (Z400F2)		84-87
ZXR400 R (ZX400J1)		
ZXR400 R (ZX400J2)		
EN500 C1,C2 Classic		96-97
EN500 C1-C10 Vulcan		96-05
EN500 C6F,C7F,C8F,C9F Vulcan 500 Ltd		06-09
EN500 C1-C10/C6F/C7F/C8F/C9F Vulcan 500 Ltd		96-09
EX500 A1-A7		87-93
EX500 D1-D12 Ninja		94-05
EX500 D6F,D7F,D8F,D9F Ninja 500R		06-09
EX500 D6F/D7F/D8F/D9F Ninja 500R		06-09
GPZ500 S (EX500A1-A6)		87-93
GPZ500 S (EX500D1-D12)		94-05
KLE500 A1-A6		91-96
GPZ550 (ZX550A1-A6) Unitrack		84-92
ZR550 B1-B4 Zephyr		90-94
ZR550 B2-B8 Zephyr		91-00
ZX550 A1-A3/A1L (GPz)		84-86
ZX-7RR (ZX750 N1-N2) Ninja <<< 520 Chain Conversion		96-99
ZX750 N1-N2 (ZX-7RR) <<<<<< 520 Chain Conversion		96-97
ZX750 P1-P8 (ZX-7R) <<<<<< 520 Chain Conversion		96-03
Suzuki Road		
GSX-R600 K1,K2,K3,K4,K5 <<< 520 Chain Conversion		01-05
GSX-R600 K1/K2/K3/K4/K5 <<<<<< 520 Chain Conversion		01-05
GSX-R600 K6,K7,K8,K9,L0 <<< 520 Chain Conversion		06-10
GSX-R600 K6,K7,K8,K9/L0 <<<<<< 520 Chain Conversion		06-10
GSX-R600 L1,L2,L3 <<< 520 Chain Conversion		11-13
GSX-R600 L1/L2/L3 <<<<<< 520 Chain Conversion		11-13
GSX-R750 WT,WV SRAD <<< 520 Chain Conversion		96-97
GSX-R750 WW,X Fuel Injection SRAD << 520 Conversion		98-99
17 Teeth		
Kawasaki Road		
ER-5 Twister (35ps) & (50ps)		99
ER500 A1,A2,A3,A4,C1,C2,C3,C4 (ER-5)		97-06
KLE500 A7-A14		97-05
KLE500 B6F,B7F		06-07
Suzuki Road		
GSX-R750 K4,K5 Fuel Injection <<< 520 Chain Conversion		04-05
GSX-R750 K6,K7,K8,K9,L0 <<< 520 Chain Conversion		06-10
GSX-R750 K6/K7/K8/K9/L0 <<<<<< 520 Chain Conversion		06-10
GSX-R750 L1,L2,L3 <<< 520 Chain Conversion		11-13
GSX-R750 L1/L2/L3 <<<<<< 520 Chain Conversion		11-13

GSX-R750 Y,K1-K3 Fuel Injection SRAD << 520 Conversion		00-03
GSX-R750 Y/K1/K2/K3/K4/K5 <<<<< 520 Chain Conversion		00-05
GSX-R1000 K1,K2,K3,K4,K5,K6 <<< 520 Chain Conversion		01-06
GSX-R1000 K1/K2/K3/K4/K5/K6 <<<<< 520 Chain Conversion		01-06
GSX-R1000 K7,K8 <<< 520 Chain Conversion		07-08
GSX-R1000 K7/K8 <<<<< 520 Chain Conversion		07-08