

MOTOPLASTIC, S.A.

Molí de la sal, 1 - 08403 Granollers (Barcelona) SPAIN

Tel. 34 93 849 06 33 - Fax 34 93 849 09 88

info@puig.tv - infousa@puig.tv

www.puig.tv - www.puigusa.com

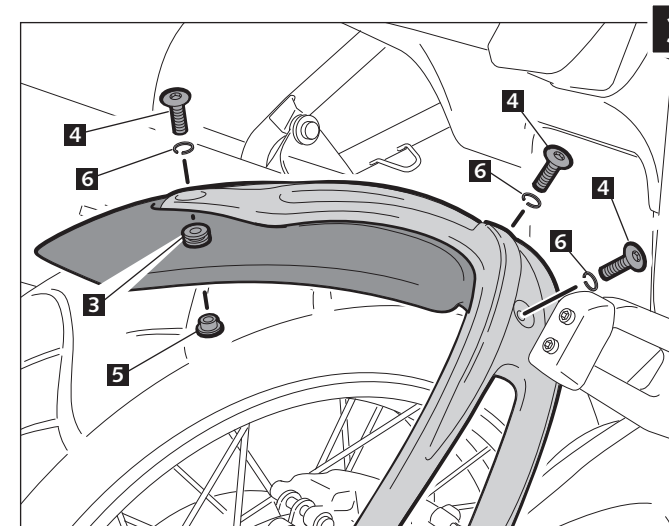
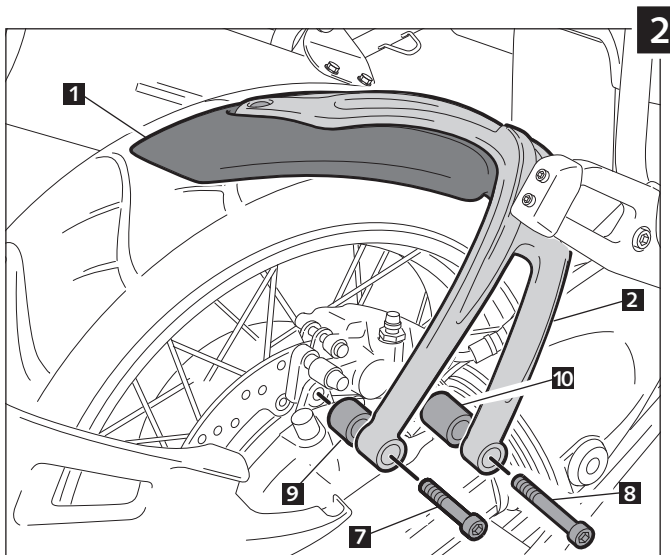
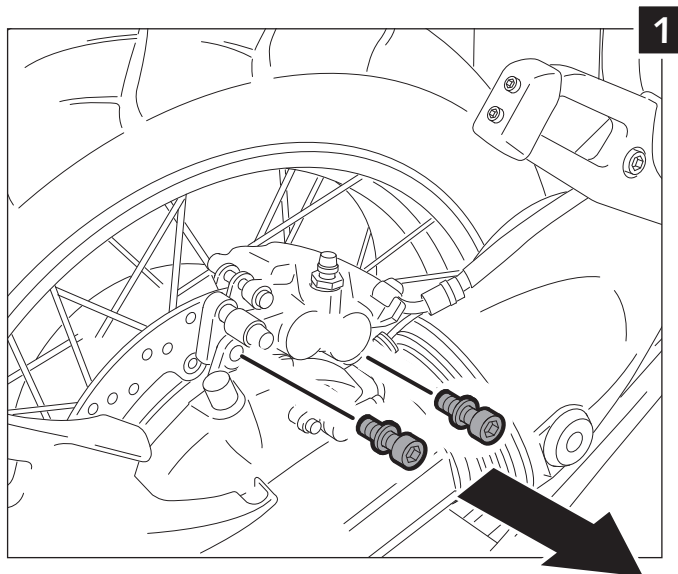
## INSTRUCCIONES DE MONTAJE - MOUNTING INSTRUCTIONS - MONTAGEANLEITUNG

GUARDABARROS TRASERO ADAPTABLE A - REAR MUDGUARD ADAPTABLE TO -  
HINTERRADABDECKUNG FÜR

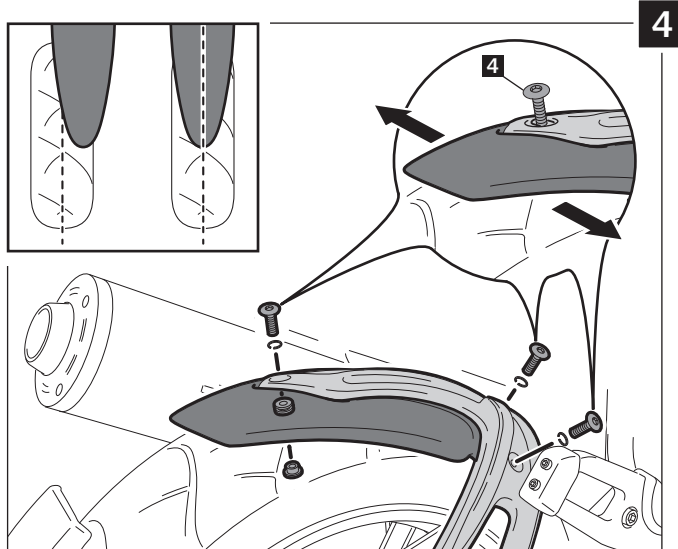
### BMW R1150 GS - R1150 GS ADVENTURE

Ref.: 5886 N  
(color negro/black colour)

Ref.: 5886 C  
(color carbono/carbon look)



Se recomienda comprobar los tornillos nº 4 cada 2000 km  
We recommend to verify fasteners nº 4 every 2000 kms  
Jeder 2000km empfehlen wir die nº4 Schrauben zu überprüfen



ID.	DESCRIPCIÓN	DESCRIPTION	QTY.
1	Guardabarros	Mudguard	1
2	Soporte	Support	1
3	Silemblock	Well nut	3
4	Tornillo Allen M5x11 ISO 7380	M5x11 ISO 7380 Allen screw	3
5	Casquillo con valona M5	M5 bush with flange	3
6	Arandela glower DIN 127 M5	DIN 127 M5 glower washer	3
7	Tornillo Allen M10x60 DIN 912 12.9	M10x60 DIN 912 12.9 Allen screw	1
8	Tornillo Allen M10x75 DIN 912 12.9	M10x75 DIN 912 12.9 Allen screw	1
9	Casquillo aluminio Ø int. 10,5 x Ø ext. 22x26	Arrowhead aluminum Ø inner 10,5 x Ø outer 22x26	1
10	Casquillo aluminio Ø int. 10,5 x Ø ext. 22x34	Bush with flange Ø inner 10,5 x Ø outer 22x34	1

Se recomienda el empleo de un fi jador medio (ej. Loctite) para asegurar los tornillos 4, 7, y 8. Revisar el apriete de toda la tornillería después de los primeros 50 km.  
Medium strength liquid thread-locker (i.e., "Loctite") should be used to secure screws nº 4, 7 and 8. All screws, bolts and nuts should be checked after driving the first 50 km to ensure that all are tightened to the proper torque.  
Wir empfehlen die Verwendung von Schraubensicherung (zB. Loctite) um die 4,7 und 8 Schrauben zu sichern. Überprüfen Sie die Schraubenverbindung nach den ersten 50km.