

PORTAVALIGIA SPECIFICO - SPECIFIC CASE HOLDER
 PORTE-VALISE SPÉCIFIQUE - SPEZIFISCHER KOFFER-TRÄGER
 PORTA-EQUIPAJE ESPECÍFICO

BMW F650CS 2002 SCARVER

ISTRUZIONI DI MONTAGGIO - MOUNTING INSTRUCTIONS
 INSTRUCTIONS DE MONTAGE - BAUANLEITUNG - INSTRUCCIONES DE MONTAJE

1



PIASTRA GL729
 PLATE
 PLATINE
 PLATTE
 PLETINA

Q.TY n.1

2



SUPPORTO
 SUPPORT
 SUPPORT
 TRAEGER
 SOPORTES

Q.TY n.2(Dx-Sx)

3



PIASTRA
 PLATE
 PLATINE
 PLATTE
 PLETINA

Q.TY n.1

4



RONDELLA Ø6
 WASHER Ø6
 RONDELLE Ø6
 SCHEIBE Ø6
 ARANDELA Ø6

Q.TY n.6

5



RONDELLA Ø5
 WASHER Ø5
 RONDELLE Ø5
 SCHEIBE Ø5
 ARANDELA Ø5

Q.TY n.8

6



DADO A.B. M5
 BOLT M5
 ECROU M5
 MUTTER M5
 TUERCA M5

Q.TY n.4

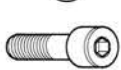
7



VITE TBEI M5x20mm
 SCREW M5x20mm
 VIS M5x20mm
 SCHRAUBE M5x20mm
 TORNILLO M5x20mm

Q.TY n.4

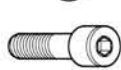
8



VITE TCEI M6x25mm
 SCREW M6x25mm
 VIS M6x25mm
 SCHRAUBE M6x25mm
 TORNILLO M6x25mm

Q.TY n.4

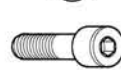
9



VITE TCEI M6x55mm
 SCREW M6x55mm
 VIS M6x55mm
 SCHRAUBE M6x55mm
 TORNILLO M6x55mm

Q.TY n.2

10



VITE TCEI M6x60mm
 SCREW M6x60mm
 VIS M6x60mm
 VIS M6x60mm
 SCHRAUBE M6x60mm
 TORNILLO M6x60mm

Q.TY n.2

11



GOMMINO
 RUBBER
 CAOUTCHOUC
 GUMMI
 GOMA

Q.TY n.4

12



COPRIFORO
 BOLT CAP
 CACHE TROU
 STOPSLOCK
 TAPA AGUJERO

Q.TY n.6

13



TAPPO ANTIFURTO
 ANTI-THEFT CAP
 BOUCHON ANTIVOL
 ANTI-DIEBSTAH
 TAPON ANTIRROBO

Q.TY n.1

14



DADO A.B. M6
 BOLT M6
 ECROU M6
 MUTTER M6
 TUERCA M6

Q.TY n.2

ATTENZIONE
 PESO MASSIMO SOPPORTABILE DAL PORTAPACCO 8Kg.

WARNING
 MAX. LOADING OF THE CARRIER 8Kg. (17,3lbs)

ATTENTION
 CHARGE MAXIMALE 8Kg.

ACHTUNG
 MAXIMALE BELASTUNG DES TRÄGERS 8Kg.

ATENCIÓN
 CARGA MÁXIMA AUTORIZADA DEL PORTAEQUIPAJE 8Kg.

TOGLIERE IL PORTA-PACCHI ORIGINALE
 REMOVE THE ORIGINAL LUGGAGE CARRIER
 ENLEVER LE PORTE PAQUETS ORIGINAL
 NEHMEN SIE DEN ORIGINAL-TRÄGER AB
 QUTAR EL PORTAEQUIPAJE ORIGINAL

