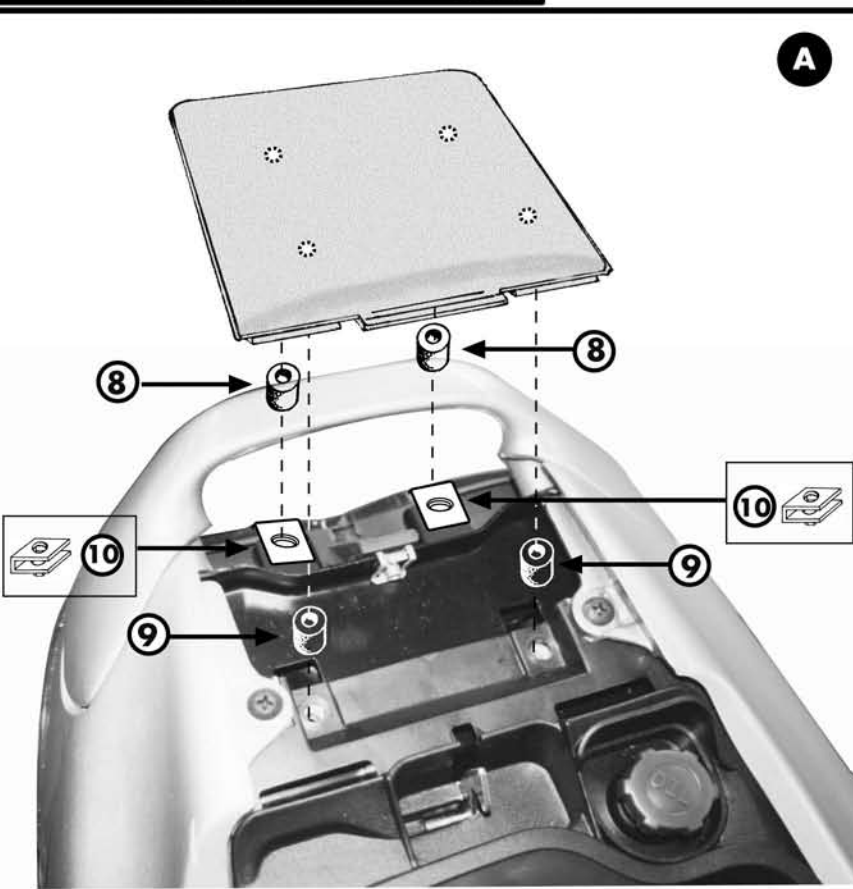



PORTAVALIGIA SPECIFICO - SPECIFIC CASE HOLDER
 PORTE-VALISE SPÉCIFIQUE - SPEZIFISCHER KOFFER-TRÄGER
 PORTA-EQUIPAJE ESPECIFICO

GILERA RUNNER '99/'00

50/125/180cc

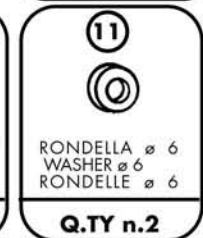
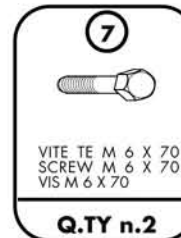
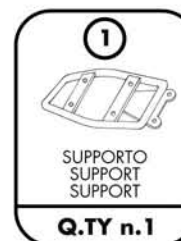
ISTRUZIONI DI MONTAGGIO - MOUNTING INSTRUCTIONS
 INSTRUCTIONS DE MONTAGE - BAUANLEITUNG - INSTRUCCIONES DE MONTAJE



ATTENZIONE:
 PER FISSARE IL PORTAPACCHI
 STACCARE LA COPERTURA
 POSTERIORE E PRATICARE N°4
 FORI (DEL DIAMETRO DI mm18)
 NEI PUNTI CONTRASSEGNA TI.

WARNING:
 TO SECURE THE RACK DETACH
 THE REAR FAIRING AND MAKE
 N°4 HOLES (DIAMETER mm18)
 WHERE INDICATED.

ATTENTION:
 POUR FIXER LE PORTE-
 PAQUET, DETACHER LA
 COUVERTURE POSTERIEUR ET
 PRATIQUER N°4 TROUS (AU
 DIAMETRE DE 18 mm) DANS LES
 POINTS MARQUES.



© Copyright 15102003-Rev02, 1/1

