

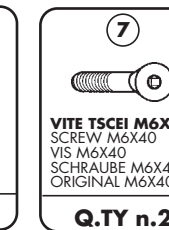

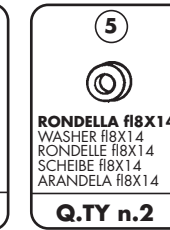
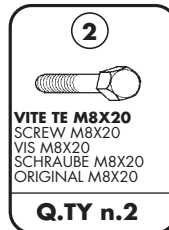
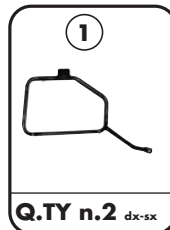


PORTAVALIGIE LATERALE SPECIFICO - SPECIFIC TUBULAR SIDE-CASE HOLDER  
 PORTE-VALISES LAT RAUX SP CIFIQUE - SPEZIFISCHES STAHLROHR-SEITENTRAEGER  
 PORTA-EQUIPAJE LATERAL ESPEC FICO

# KAWASAKI ZZR1200 02/03

ISTRUZIONI DI MONTAGGIO - MOUNTING INSTRUCTIONS  
 INSTRUCCIONES DE MONTAJE - BAUANLEITUNG - INSTRUCCIONES DE MONTAJE



**PRIMA** di montare i portavaligia laterali necessario aver **gi** montato il portavaligia centrale

**Before** mounting the tubular side-case holder it is **necessary** to mount the top case carrier

**Avant** de monter les supports valises il est **n cessaire** de monter le porte paquet central

**Bevor** Sie die Seitenträger montieren, muß der Topcase Träger montiert werden

Montar el portamaletas central **ANTES** de montar los portamaletas laterales

