

MONORACK SPECIFICO - SPECIFIC MONORACK
MONORACK SPECIFIQUE - SPEZIFISCHES MONORACK - MONORACK ESPECÍFICO

HONDA VFR 750F '94/'97

ISTRUZIONI DI MONTAGGIO - MOUNTING INSTRUCTIONS
INSTRUCTIONS DE MONTAGE - BAUANLEITUNG - INSTRUCCIONES DE MONTAJE

SEQUENZA DI MONTAGGIO

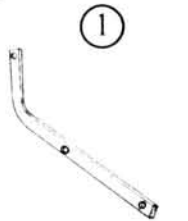

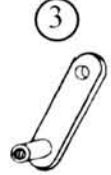
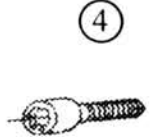




- 1 ASOLARE LA PARTE IN PLASTICA PER PERMETTERE L'ANCORAGGIO DEL SUPPORTO N°3
- 2 FISSARE IL SUPPORTO 2
- 3 PUNTARE IL MONORACK PER STABILIRE LA GIUSTA POSIZIONE DEL SUPPORTO N°3.

MOUNTING SEQUENCE

- 1 DRILL THE PLASTIC PART TO ALLOW THE ANCHORAGE OF SUPPORT N°3 -
- 2 FIX THE SUPPORT N°2
- 3 POINT THE MONORACK TO MAKE SURE OF THE RIGHT POSITION OF SUPPORT N°3

SEQUENCE DU MONTAGE

- 1 PERCER LA PARTE DE PLASTIQUE POUR PERMETTRE L'ANCHORAGE DU SUPPORT N°3
- 2 FIXER LE SUPPORT N.°2
- 3 POINTER LE MONORACK POUR ETABLIR LA JUSTE POSITION DU SUPPORT N°3

 <p>① MONORACK</p>	 <p>② SUPPORTO POSTERIORE REAR SUPPORT SUPPORT POSTERIEUR</p>	 <p>③ SUPPORTO ANTERIORE FRONT SUPPORT SUPPORT ANTERIEUR</p>	 <p>④ TCEI M 8 X 20</p>
Q.TY 2	Q.TY 2	Q.TY 2	Q.TY 8
 <p>⑤ RONDELLA Ø 8 WASHER Ø 8 RONDELLE Ø 8</p>			
Q.TY 4			

