





STEP 13



STEP 14



STEP 15



STEP 16



STEP 17



www.ixil.com Ref. **9555**

Adaptable silencer / Adaptable schalldämpfer / Silenciador adaptable / Silencieux adaptable

Mark: **YAMAHA**

Model: **XJ-6**

Motorcycle Type: **RJ19**

Exhaust Type: **SINGLE HYPERLOW SYSTEM**

* Not contractual document.

* All silencers without e9-Approval number are for competition use only.

* This company reserve the right to update or amend without prior notice.

Fitting kit parts

PART N°	DESCRIPTION	QTY
OY9555T	Midpipe	1
TLL0M8X35D912	M8 Screw	1
TUERM8D6923	M8 Nut	1
J60	O-ring joint	1
EMBM8	Screw cover	1
TLL0M6X16D912	M6 Screw	2
ARAN M6	M6 WASHER	3
REF.9555	Spring	1

Exhaust system care

Wipe the exhaust system with rubbing alcohol to remove any residue after installation and before starting the engine. Heat will turn your exhaust system a golden or purple color, this is a normal result of nature of materials.

Clean your exhaust with stainless steel polish every 1-2 months to retain the luster and remove dirt and grime.

If you ride in snow areas, wipe the exhaust down after it cools to remove any possible salt residue, which result in rusting.

If you are storing your motorcycle for the season, wipe the exhaust system down with rubbing alcohol before storage.

Check all fasteners after first 100 km, and every 1-2 months.

Any abuse, misuse, improper installation and/or modifications over the exhaust system will avoid any warranty.



STEP 1



STEP 2



STEP 7



STEP 8



STEP 3



STEP 4




STEP 9



STEP 10



STEP 5



STEP 6



STEP 11



STEP 12