

## YAMAHA XJ 900

 Schutzbügel  
 Montagehinweise

Alle vom Motorrad gelösten Schrauben sind gemäß Herstellerangaben wieder zu montieren, oder mit von SW-MOTECH gelieferten Schrauben zu ersetzen. Falls nicht anderweitig definiert, diese Schrauben nach Tabelle anziehen.

M6	9,6 Nm
M8	23 Nm
M10	46 Nm

Gegebenenfalls Schrauben mit flüssiger Schraubensicherung einkleben.

Prüfen Sie nach 50 km alle Verbindungen auf festen Sitz.

SW-MOTECH GmbH & Co. KG  
 Bahnhofstrasse 44d  
 35282 Rauschenberg  
 -Germany-

Tel.: ++ 49 (0) 6425 816 800  
 Fax: ++ 49 (0) 6425 816 810

www.sw-motech.com

 Crash Bar  
 Mounting Instructions


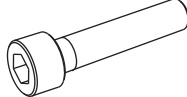
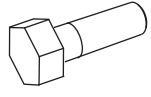
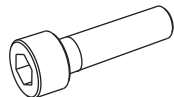



SW-MOTECH products should be installed by a qualified, experienced motorcycle technician. If you are unsure of your ability to properly install a product, please have the product installed by your local motorcycle dealer. SW-MOTECH takes no responsibility for damages caused by improper installation.

All screws, bolts and nuts, including all replacement hardware provided by SW-MOTECH, should be tightened to the torque specified in the OEM maintenance manual for your motorcycle. If no torque specifications are provided in the OEM maintenance manual, the following torques may be used:

M6	9,6 Nm
M8	23 Nm
M10	46 Nm

All screws, bolts and nuts should be checked after driving the first 50 km to ensure that all are tightened to the proper torque.

Medium strength liquid thread-locker (i.e., "Loctite") should be used to secure all screws, bolts and nuts.

<p>1 Schutzbügel Crash Bar</p>  <p>SBL.06.243.901/902</p> <p>Anzahl/ Pcs. 2 L/R</p>	<p>5 Innensechskantschraube Hexagon Socket Screw</p>  <p>M10 x 80 DIN 912</p> <p>Anzahl/ Pcs. 2</p>
<p>2 Sechskantschraube Hexagon Screw</p>  <p>M10x1,25x30 DIN 961</p> <p>Anzahl/ Pcs. 2</p>	<p>6 Innensechskantschraube Hexagon Socket Screw</p>  <p>M10 x 60 DIN 912</p> <p>Anzahl/ Pcs. 2</p>
<p>3 Unterlegscheibe Washer</p>  <p>A 10,5 DIN 125</p> <p>Anzahl/ Pcs. 2</p>	<p>7 Mutter mit Bund Nut with Washer</p>  <p>M 10 DIN 6927</p> <p>Anzahl/ Pcs. 4</p>
<p>4 Distanzbuchse Spacer</p>  <p>Da:20 Di:10,5 h:5</p> <p>Anzahl/ Pcs. 2</p>	

