


A286 - KA286

ATTACCHI SPECIFICI PER - SPECIFIC FITTING KIT FOR
KIT DE MONTAGE SPECIFIQUE POUR - SPEZIFISCHER MONTAGEKIT FÜR
ANCLAJE ESPECÍFICO PARA

YAMAHA XJ-6 2009

ISTRUZIONI DI MONTAGGIO - MOUNTING INSTRUCTIONS
INSTRUCCIONES DE MONTAJE - BAUANLEITUNG - INSTRUCCIONES DE MONTAJE

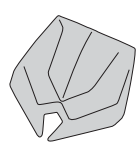
1



SUPPORTO
SUPPORT
SUPPORT
HALTERUNG
SOPORTE

Q.TY n.2(Dx-Sx)

2




Q.TY n.1


3

COMPONENTI ORIGINALI
ORIGINAL PARTS
PARTES ORIGINALES
ORIGINAL BAUTEILE
COMPONENTES ORIGINALES

Q.TY n.-



7



DADO A.B. M6
FLANGIATO
BOLT M6
ECROU M6
MUTTER M6
TUERCA M6

Q.TY n.4

