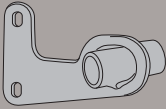






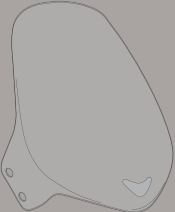


A7702A - A7702A

ATTACCHI SPECIFICI PER - SPECIFIC FITTING KIT FOR - KIT DE MONTAGE SPECIFIQUE POUR - SPEZIFISCHER MONTAGEKIT FÜR - ANCLAJE ESPECÍFICO PARA

KTM DUKE 690 (2012)

N°	Descrizione	Caratteristiche	Codice	Quantità	
1	Supporto - Support - Support Halierung - Soporte			2 (Dx,Sx)	
2	Vite - Screw Vis - Schraube Tornillo	TBEIFN M6x20		4	
3	Vite - Screw Vis - Schraube Tornillo	TCEI M8x75		2	
4	Dado - Bolt - Ecrou Mutter - Tuerca	Auto Bloccante Flangiato M6		4	
5	Distanziale - Spacer Entretoise - Distanzstueck - Distanciador	Ø14x8 foro 8.5mm	V272	2	
6	Rondella in gomma originale - Original rubber washer Rondelle original en gomme - Original gummischeibe Arandela original de goma		ORONG	4	
7	Rondella in Nylon - Nylon washer Rondelle original en Nylon - Nylonscheibe Arandela de Nylon		Z1979	4	
8	-	-	-	-	



A7702A - A7702A

ATTACCHI SPECIFICI PER - SPECIFIC FITTING KIT FOR - KIT DE MONTAGE SPECIFIQUE POUR - SPEZIFISCHER MONTAGEKIT FÜR - ANCLAJE ESPECÍFICO PARA

KTM DUKE 690 (2012)

