



# ONLINE CATALOGUE

## Buyers Guide

<b>JTR478</b>			
<b>Available Sizes</b>		<b>Material</b>	
38, 42, 43, 45, 46		C49 High Carbon Steel	
<b>Can Replace</b>	<b>Can be replaced by</b>	<b>Alternative Type</b>	
-	JTR1478	JTA478 (7075-T6 Aluminium)	

### Applications

#### 43 Teeth








##### Kawasaki Road

ZX-6R (ZX600 P7F,P8F,P9F,RAF,RBF,RCF) Ninja		07-12
ZX-6R (ZX600) Ninja Performance		11-12
ZX-6RR (ZX600 N1,N6F) Ninja		05-06
ZX600 N1/N6F Ninja (ZX-6RR)		05-06
ZX600 P7F/P8F/R9F/RAF/RBF/RCF Ninja (ZX-6R)		07-12
ZX-6R (ZX636 C1,C6F,D6F) Ninja		05-06
ZX-6R (ZX636 EDF) Ninja		13
ZX-6R (ZX636 EDF) Ninja		13
ZX-6R (ZX636 FDF) Ninja ABS		13
ZX-6R (ZX636 FDF) Ninja ABS		13
ZX636 C1 Ninja (ZX-6R)		05
ZX636 C6F/D6F Ninja (ZX-6R)		06
Z750 (ZR750 J1,J2,J6F,L7F,L8F,L9F,LAF,LBF)		04-11
Z750 (ZR750 LCF)		12
Z750 (ZR750 M7F,M8F,M9F,MAF,MBF) ABS		07-11
Z750 (ZR750) ABS		12
Z750 S K1/K6F (ZR750)		05-06
Z750 R (ZR750 NBF)		11
Z750 R (ZR750 NCF)		12
Z750 R (ZR750 PBF,PCF) ABS		11-12
Z750 R (ZR750) Black Edition		12
Z750 S (ZR750 S K1,K6F)		05-06
ZX750 P1-P8 (ZX-7R) <<<<<< 520 Chain Conversion		96-03

#### 45 Teeth

##### Kawasaki Road

ZXR400 H2,L1-L9 (ZX-4)		88-02
ZXR400 L1/L2 (ZX-4)		91-92

ZXR400 R (ZX400J2)		
ER-6n C9F (ER650)		09
EX650 C9F Ninja 650R		09
46 Teeth		
Kawasaki Road		
ER-6f (EX650 A6F,A7F,A8F,B6F,B7F,B8F,D9F,DAF,DBF)		06-11
ER-6f (EX650 ECF,EDS)		12-13
ER-6n CAF/CBF (ER650)		10-11
ER-6n (ER650 A6F,A7F,A8F,B6F,B7F,B8F,B9F,CAF,CBF)		06-11
ER-6n (ER650 ECF,EDS)		12-13
EX650 A6F/A7F/A8F Ninja 650R		06-08
EX650 CAF/CBF/ECS/FCS Ninja 650R		10-13
KLE650 A7F,A8F,A9F,CAF,CBF,CCF,CDF Versys		07-13
KLE650 A7F/A8F/A9F/CAF/CBF/CCF Versys		07-12
KLE650 B7F,B8F,B9F,DAF,DBF Versys ABS		07-11
KLE650 Versys City		11
KLE650 Versys Tourer		11